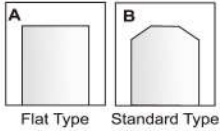
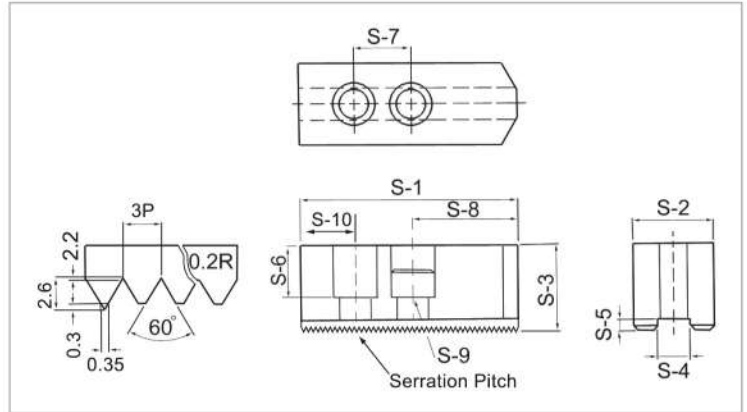


3.0mmX60° STANDARD TYPE



Flat Type Standard Type



■ For Flat and Standard Type, the other angle, please find page13.

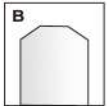
▶ DIMENSIONS

UNIT: mm

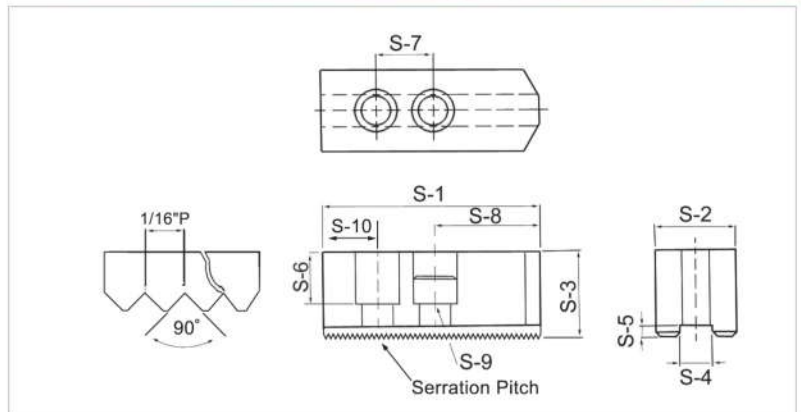
DIMENSION ORDER NUMBER	S-1	S-2	S-3	S-4	S-5	S-6	S-7	S-8	S-9	S-10	Serration Pitch
SJA06030B	73	31	31	12	6	18	20	38	M10	15	3.0x60°
SJA08037B	95	35	37	14	6	21	25	46	M12	24	3.0x60°
SJA10042B	110	40	42	16	6	26	30	50	M12	30	3.0x60°
SJA12048B	129	48	48	18	6	28	38	59	M14	32	3.0x60°
SJA15062A	165	62	62	22	9	37	60	66	M20	39	3.0x60°
SJA21070A	180	63	70	25	9	45	60	80	M20	40	3.0x60°
SJA24070A	180	63	70	25	9	45	60	80	M20	40	3.0x60°

- Material: Steel (S45C)
- To suit kitagawa and other famous chucks.

1/16"X90° STANDARD TYPE



Standard Type



■ Standard type only, for other angle, please find page13.

▶ DIMENSIONS

UNIT: mm

DIMENSION ORDER NUMBER	S-1	S-2	S-3	S-4	S-5	S-6	S-7	S-8	S-9	S-10	Serration Pitch
SJ130/12C	62	23	27	12	5	15	16	36	M8	10	1/16"x90°
SJ160/17B	73	31	31	17	5	19	22	36	M12	15	1/16"x90°
SJ165/14B	73	31	31	14	5	19	20	38	M10	15	1/16"x90°
SJ200/17B	95	35	37	17	5	22	22	49	M12	24	1/16"x90°
SJ250/17B	110	40	42	17	5	27	22	58	M12	30	1/16"x90°
SJ250/21B	110	40	42	21	5	27	30	52	M16	30	1/16"x90°
SJ315/21B	129	48	48	21	5	33	30	64	M16	37	1/16"x90°
SJ300/25.5B	129	48	60	25.5	6	42	35	57	M20	37	1/16"x90°

- Material: Steel (S45C)
- To suit Autoblok and other famous chucks.